

Scaled data based on original data using
LM-79-08 Approved Method: Electrical and Photometric Measurements of Solid-
State Lighting Products

Test Report Prepared for
Cooper Lighting Solutions
(formerly Eaton)

Brand: McGRAW-EDISON

Report Number: P386915

Luminaire Tested: **GWC-SA2C-827-U-RW**

Issue Date: 3/3/2020

Test Information

Test Method: LM-79-08
Report Number: P386915
TEST IS SCALED FROM IESNA LM-79-08 TEST DATA (G2-1903-205-7)
Test Lab: INNOVATION CENTER
Issue Date: 3/3/2020
Manufacturer: COOPER LIGHTING SOLUTIONS (FORMERLY EATON)
Product Line: MCGRAW-EDISON
Catalog Number: GWC-SA2C-827-U-RW
Description: GALLEON WALL LUMINAIRE
(2) 80 CRI, 2700K, 1050mA LIGHTSQUARES WITH 16 LEDS EACH AND RECTANGULAR WIDE OPTICS
Light Source: -
Ballast/Driver: ELECTRONIC DRIVER

Summary

Lumens per Lamp: N/A
Luminaire Lumens: 11091 lumens
Efficiency: N/A
Efficacy: 99.9 lumens/watt
Luminous Opening: Rectangular (W 1' x L: 0.5' x H: 0')
IES Classification: Type III - Short
BUG Rating: B3 - U0 - G3

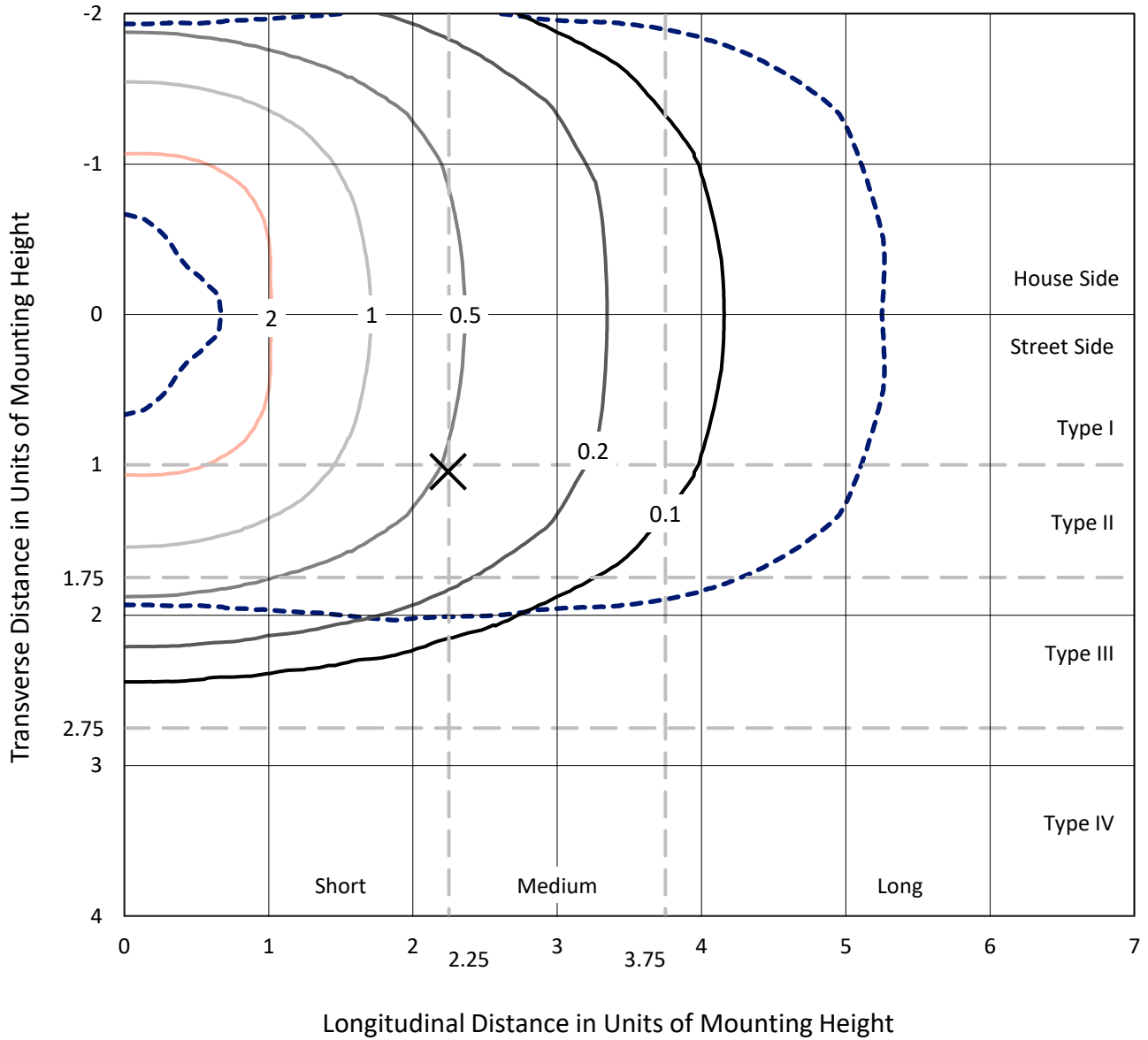
Input Watts (W): 111
Input Voltage (V): NR
Input Current (A_{in}): NR
Voltage Rise (V): NR
Power Factor: NR
Total Harmonic Distortion (THDi): NR
Frequency (hertz): 60
Stabilization Time: NR
Operation Time: NR
Ambient Temperature (°C): NR
Test Distance: 24 FT



REPORT NUMBER: P386915
 CATALOG NUMBER: GWC-SA2C-827-U-RW

Iso-Footcandle Lines of Horizontal Illumination

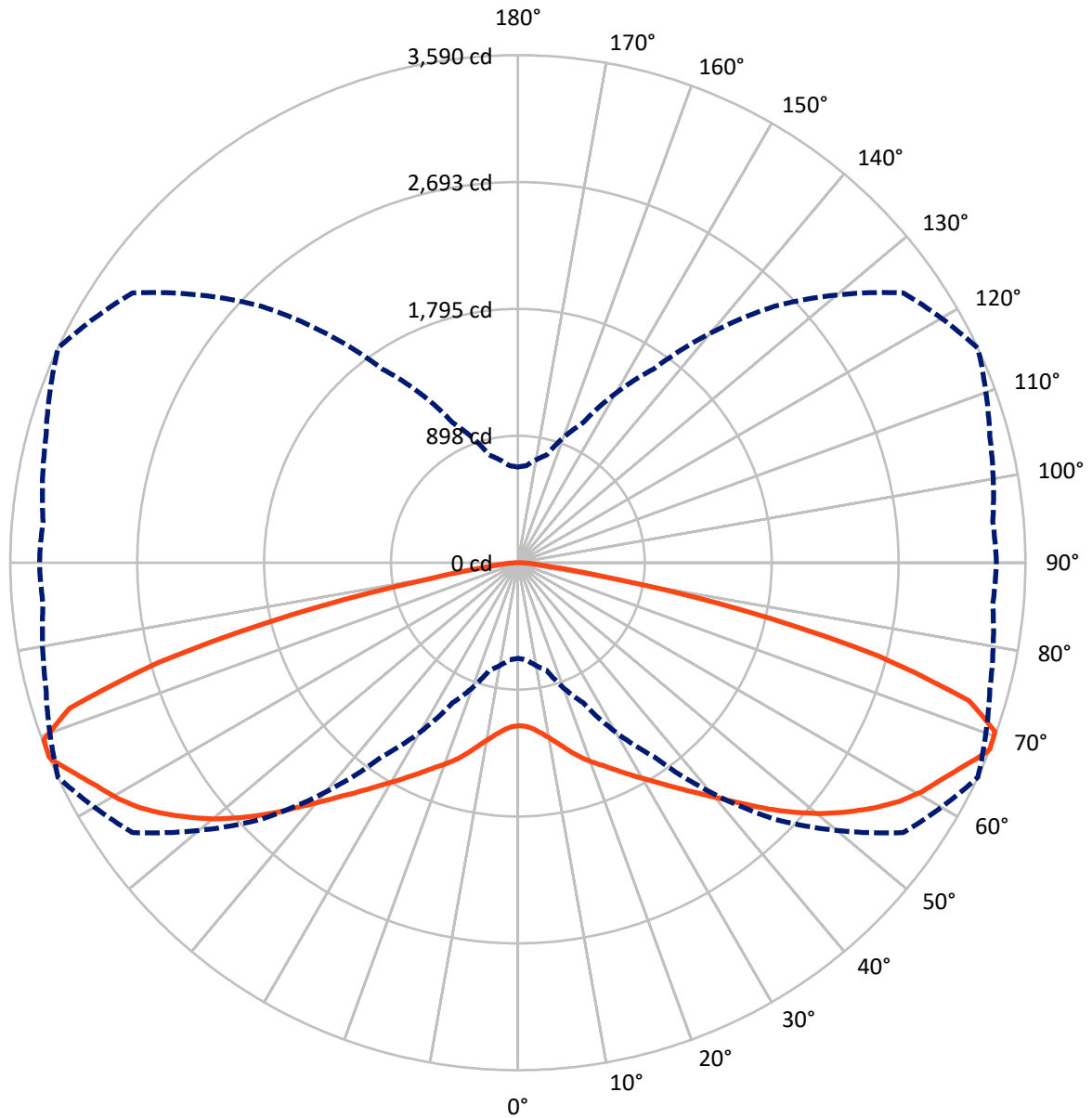
✕ Max cd
 - - - 1/2 Max cd



Based on 20 foot mounting height. Maximum calculated value = 3.3 fc
 Type III - Short - N/A

REPORT NUMBER: P386915
CATALOG NUMBER: GWC-SA2C-827-U-RW

Luminous Intensity Polar Plot



— Vertical Plane Through 65-Deg Lateral - - - Horizontal Cone Through 68-Deg Vertical

REPORT NUMBER: P386915

CATALOG NUMBER: GWC-SA2C-827-U-RW

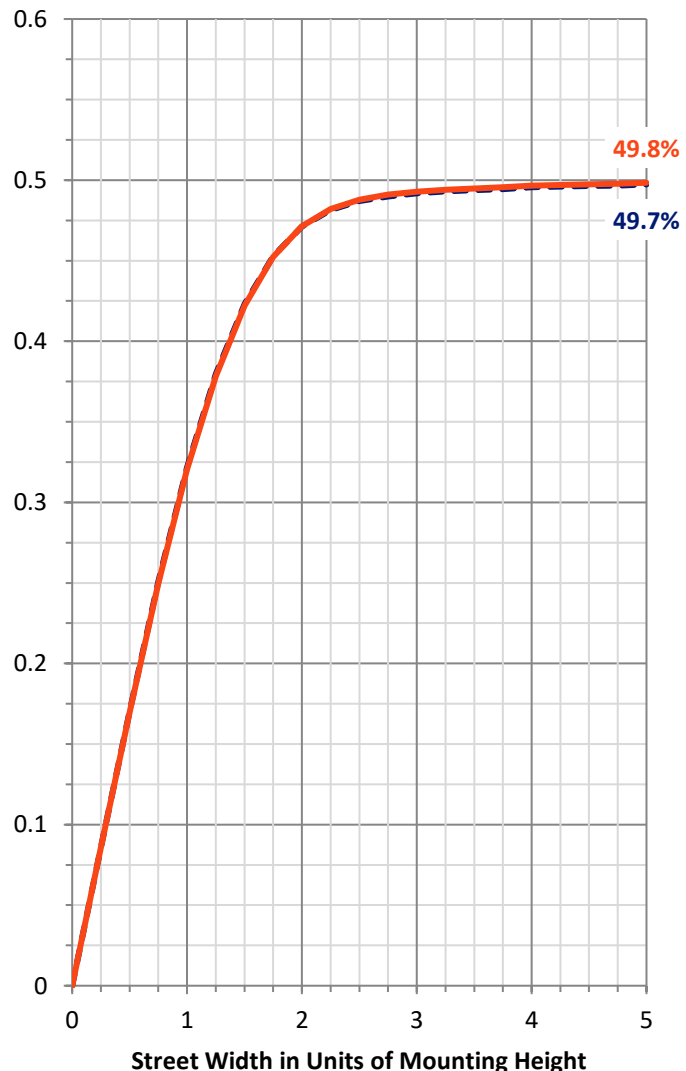
FLUX DISTRIBUTION:

		Downward	Upward	Total
House Side	Lumens	5545.5	0.0	5545.5
	% Fixture	50.0	0.0	50.0
Street Side	Lumens	5545.5	0.0	5545.5
	% Fixture	50.0	0.0	50.0
Total	Lumens	11091.0	0.0	11091.0
	% Fixture	100.0	0.0	100.0

ZONAL LUMENS:

Zone	Lumens	% Fixture
0°-10°	112.9	1.0
10°-20°	378.1	3.4
20°-30°	737.1	6.6
30°-40°	1238.3	11.2
40°-50°	1951.1	17.6
50°-60°	2609.3	23.5
60°-70°	2536.6	22.9
70°-80°	1386.6	12.5
80°-90°	141.0	1.3
90°-100°	0.0	0.0
100°-110°	0.0	0.0
110°-120°	0.0	0.0
120°-130°	0.0	0.0
130°-140°	0.0	0.0
140°-150°	0.0	0.0
150°-160°	0.0	0.0
160°-170°	0.0	0.0
170°-180°	0.0	0.0
0°-90°	11091.0	100.0
0°-180°	11091.0	100.0

Coefficient of Utilization



REPORT NUMBER: P386915

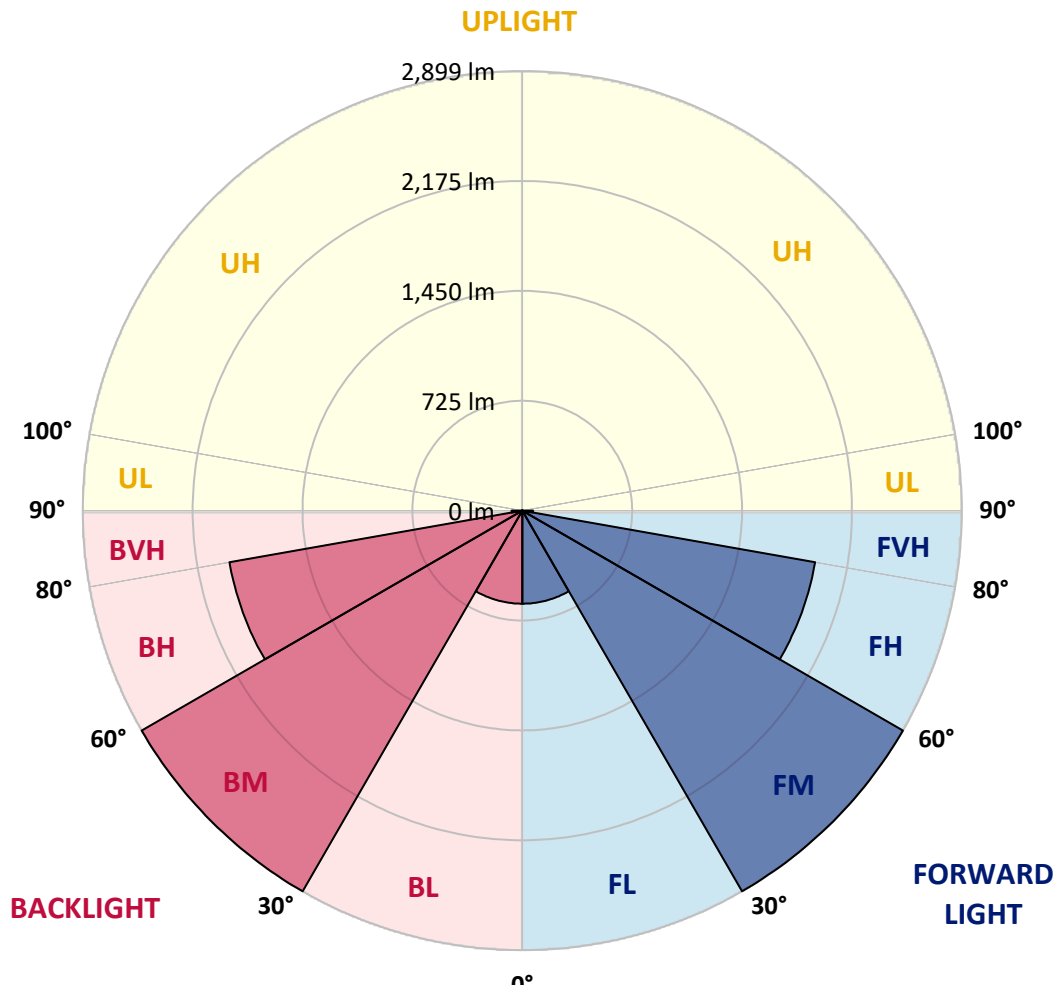
CATALOG NUMBER: GWC-SA2C-827-U-RW

LUMINAIRE CLASSIFICATION SYSTEM LUMEN TABLE AND BUG RATING:

Zone	Lumens	% Fixture	Zone Rating/Lumen Limit		
			B	U	G
FL (0°-30°)	614.0	5.5			
FM (30°-60°)	2899.4	26.1			
FH (60°-80°)	1961.6	17.7			G2/5000
FVH (80°-90°)	70.5	0.6			G1/100
BL (0°-30°)	614.0	5.5	B2/1000		
BM (30°-60°)	2899.4	26.1	B3/5000		
BH (60°-80°)	1961.6	17.7	B3/2500		G3/2500
BVH (80°-90°)	70.5	0.6			G1/100
UL (90°-100°)	0.0	0.0		U0/0	
UH (100°-180°)	0.0	0.0		U0/0	

BUG Rating: B3-U0-G3

Type III Short





REPORT NUMBER: P386915

CATALOG NUMBER: GWC-SA2C-827-U-RW

CANDELA DISTRIBUTION (FULL):

	0°	5°	15°	25°	35°	45°	55°	65°	75°	85°	90°
0°	1153.2	1153.2	1153.2	1153.2	1153.2	1153.2	1153.2	1153.2	1153.2	1153.2	1153.2
2.5°	1145.0	1145.4	1147.3	1149.5	1151.3	1156.2	1157.3	1159.2	1159.9	1161.8	1161.8
5°	1135.0	1135.7	1140.2	1146.1	1152.8	1164.7	1173.3	1183.0	1187.8	1193.0	1192.6
7.5°	1133.9	1135.7	1142.0	1151.7	1162.9	1182.6	1200.4	1219.8	1232.8	1244.7	1243.9
10°	1145.4	1148.4	1157.3	1171.8	1188.5	1213.1	1239.5	1265.5	1288.2	1306.4	1307.2
12.5°	1162.9	1166.6	1180.7	1202.7	1228.0	1259.6	1290.8	1320.2	1351.4	1378.6	1380.8
15°	1185.9	1190.8	1212.0	1244.7	1283.4	1320.9	1354.4	1384.5	1420.6	1458.1	1461.9
17.5°	1220.1	1226.8	1254.7	1299.0	1349.9	1391.2	1426.2	1448.8	1479.0	1517.6	1524.7
20°	1272.2	1280.8	1316.1	1368.9	1431.0	1474.1	1500.9	1505.7	1520.6	1555.2	1563.4
22.5°	1339.9	1347.3	1386.7	1449.6	1519.1	1566.0	1580.1	1560.8	1559.3	1587.2	1595.0
25°	1415.4	1422.1	1467.8	1538.5	1613.2	1664.9	1664.5	1627.0	1600.9	1622.5	1630.7
27.5°	1500.2	1510.6	1554.5	1628.8	1708.8	1759.7	1756.8	1698.8	1649.3	1654.9	1661.9
30°	1597.6	1609.1	1651.9	1727.4	1807.3	1857.2	1853.5	1776.8	1702.5	1687.6	1692.8
32.5°	1718.5	1732.2	1772.8	1847.1	1917.8	1962.8	1952.0	1861.6	1766.4	1734.1	1738.9
35°	1863.9	1872.0	1914.8	1988.1	2045.3	2076.2	2053.5	1959.8	1847.5	1808.5	1808.5
37.5°	2011.1	2017.5	2065.4	2136.5	2191.9	2208.2	2164.0	2067.3	1953.5	1898.1	1899.2
40°	2152.4	2169.6	2223.5	2296.4	2351.0	2355.5	2296.7	2190.0	2071.4	2014.1	2020.8
42.5°	2300.1	2316.8	2381.2	2463.7	2512.1	2519.5	2450.7	2327.6	2204.5	2158.0	2165.5
45°	2431.7	2445.1	2519.5	2615.4	2675.7	2695.0	2613.6	2485.3	2348.4	2303.1	2304.9
47.5°	2523.6	2541.1	2622.9	2735.9	2823.7	2853.4	2773.5	2638.9	2490.1	2435.1	2439.9
50°	2606.9	2616.2	2699.1	2822.6	2934.1	2995.5	2927.1	2790.6	2633.3	2574.9	2580.1
52.5°	2653.4	2665.3	2745.6	2874.3	3006.3	3105.2	3063.6	2927.1	2771.6	2714.7	2721.1
55°	2621.0	2629.9	2726.3	2885.8	3050.9	3172.9	3179.2	3060.6	2907.4	2857.5	2875.4
57.5°	2473.8	2484.9	2602.4	2811.4	3056.5	3218.6	3266.2	3184.4	3034.2	2993.6	3004.1
60°	2243.6	2250.6	2375.9	2611.0	2947.9	3237.6	3321.6	3285.6	3158.4	3117.9	3132.0
62.5°	1833.4	1843.8	1993.7	2308.6	2718.5	3181.4	3375.2	3369.2	3274.0	3236.9	3249.5
65°	1253.2	1271.5	1437.3	1835.6	2364.8	3009.6	3423.9	3466.7	3376.3	3329.5	3346.2
67.5°	756.8	770.2	890.3	1212.0	1809.6	2663.0	3373.7	3577.5	3448.5	3373.0	3386.7
68°	676.5	688.7	789.1	1093.7	1673.8	2565.2	3328.0	3590.1	3456.3	3372.2	3384.5
70°	408.7	416.9	484.2	676.1	1116.0	2034.9	3016.0	3579.7	3506.1	3382.6	3389.7
72.5°	266.3	268.9	280.0	347.0	570.1	1138.0	2263.6	3335.8	3580.8	3443.2	3442.1
75°	221.3	219.8	220.9	228.7	281.1	499.1	1322.8	2635.1	3413.5	3347.7	3324.2
77.5°	187.1	185.9	185.6	185.9	188.2	241.0	574.2	1641.5	2612.1	2961.3	2982.1
80°	151.4	149.9	154.7	152.5	145.8	149.9	240.6	682.8	1231.3	1324.6	1241.3
82.5°	110.1	104.5	125.3	119.4	113.8	105.6	132.8	220.5	293.8	201.6	141.7
85°	84.8	78.8	95.2	91.5	78.1	53.9	78.8	107.8	119.0	68.1	53.6
87.5°	34.6	36.4	68.8	54.3	45.7	26.0	32.4	43.1	58.0	29.0	22.3
90°	0.0	0.0	0.0	0.0	0.0	0.0	0.0	0.0	0.0	0.0	0.0

Signify Classified - Internal
Cooper Lighting Solutions Photometric Lab
1121 Highway 74 South
Peachtree City, GA 30269

Scaled Data Report



Report Generated By 670245982

Signify Classified - Internal
Cooper Lighting Solutions Photometric Lab
1121 Highway 74 South
Peachtree City, GA 30269

Scaled Data Report



Signify Classified - Internal
Cooper Lighting Solutions Photometric Lab
1121 Highway 74 South
Peachtree City, GA 30269

Scaled Data Report



Signify Classified - Internal
Cooper Lighting Solutions Photometric Lab
1121 Highway 74 South
Peachtree City, GA 30269

Scaled Data Report



Signify Classified - Internal
Cooper Lighting Solutions Photometric Lab
1121 Highway 74 South
Peachtree City, GA 30269

Scaled Data Report



--- HS — SS

Signify Classified - Internal
Cooper Lighting Solutions Photometric Lab
1121 Highway 74 South
Peachtree City, GA 30269

Scaled Data Report



u

Signify Classified - Internal
Cooper Lighting Solutions Photometric Lab
1121 Highway 74 South
Peachtree City, GA 30269

Scaled Data Report



(END OF REPORT)